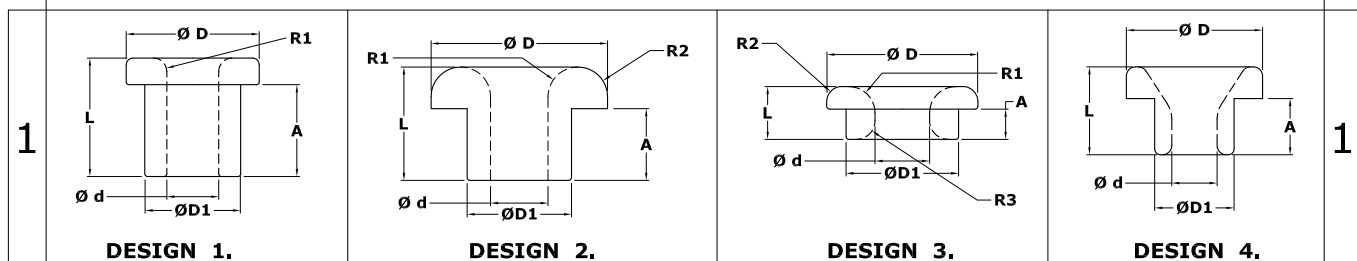


Eyelet Table.

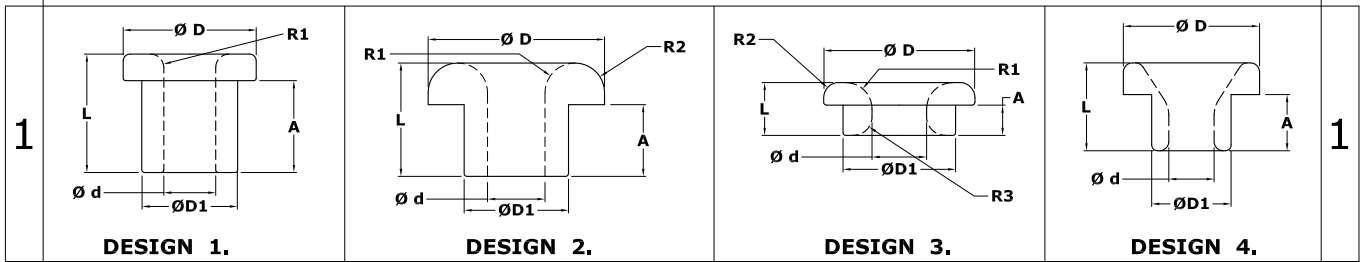


ITEM No.	ØD1 mm	ØD mm	Ød mm	L mm	A mm	R1 mm	R2 mm	R3 mm	Design No.	Comments	Refer to Drawing on	
	Barrel OD	Collar OD	ID	Total Length	Barrel Length						Page No.	Row.
650	1.95	2.6	1.3	4.5	3.5		-	-	-	Special	BE1	4
1020	1.95	2.55	0.86	16.65	15.5	0.5	-	-	1		B3	1
1466	2	2.8	1.1	7.06	5.91	0.5	-	-		Special		
1457	2.2	2.7	0.5	3	2	0.3	0.3	-	1			
1485	2.2	3.5	1.55	4.1	3.1	0.5	-	-	1			
1927	2.3	3.15	1.35	5.7-4.0	4.7-3					knitting	BE3	1
1142	2.4	3.8	1.55	5.25	4	0.75	0.3	0.3	2			
1377	2.4	3.8	1.55	8.25	7	0.75	0.3	0.3	2	knitting		
2097	2.4	2.94	1.2	3	2	0.5	-	-	1			
616	2.5	3.5	1	6.15	5.15	0.5			1		B1	1
1563	2.5	3.8	1.4	7	6	0.3	0.3	0.2	3			
1749	2.7	4	1.1	3.3	2	0.75	0.3	0.4	3			
480	2.9	3.5	1.55	4.5	3.5	0.5	-	-	1		B4	4
285	3.3	5.15	2.1	6.1	4.6	1	-	-	1		B1	1
1562	3.3	5.7	1.6	4.8	3.6	0.5	0.5	0.2	3			
1857	3.4	4.4	2	3.4	2.4	0.75	-	-	1			
26	3.6	5.8	1.8	5.3	4	1.2	1.2	-	2		B1	1
1338	3.6	5.3	2	4	3	0.3	-	-	1			
1982	3.6	5.6	2.3	4.2	2.8	1.1	0.3	0.4	3			
1298	3.7	5.3	2	2	1	0	0		1			
1419	3.8	6.07	2.21	4.59	2.94	0.8	0.5	0.4				
1946	3.8	7	2.2	10.5	9	1	-	-	1			
602	3.85	5.7	0.7	3.95	2.95	1	-	0.8	1		B1	1
1696	3.9	6	1.21	4	3					air wiper		
1196	3.92	5.72	0.5	4	3					air wiper		
290	3.92	6.14	1.9	4.77	3.38	1.25	1.25	-	2		B1	1
1291	3.92	6.14	2.1	9.48	3.38						OA8	6
1698	3.9	6	0.3	4	3	2				taper		
1888Zr	3.9	6	1.21	4	3					air wiper		Taper on ID
741	4	4.95	2.65	4	3	0.5	0.5	-	2		B3 / M1	1 / 1
1081	4	6	0.45	4	3	1.83	-	1.18	3	air wiper	B4	4
1128	4	6	0.5	4	3	1.83	-	1.18	3	air wiper	MA1	1
326	4	6	0.75	4	3	1.83	-	-	1	air wiper	MA1	1
359	4	6	0.9	4	3	1.83			1	air wiper	MA1	1
483	4	6	1.13	4	3	1.83			1	air wiper	MA1	1
1459	4	6	0.6	4	3	1.83	-	1.18	3	air wiper	MA1	1
1576	4	6	0.3	6	5	1.93	-	1.18	3	air wiper	MA1	2
1205	4	6	1	6	5	1.5			1	air wiper	MA1	2
1206	4	6	1.5	6	5	1.25			1	air wiper	MA1	2
1207	4	6	1.8	6	5	1			1	air wiper	MA1	2
1208	4	6	2.3	6	5	0.85			1	air wiper	MA1	2
1836	4	6	2.5	3	2	0.5			1			
1698	4	6	0.2	4	3	1.83				air wiper	MA1	3
360	4.1	7.1	2.2	4.2	2.5	1.25	-	-	1		B1	1
227	4.5	6.34	3	4.82	2.85	0.5	-	-	1		B1	1
1871	4.5	5.2	3	6	5	0.6	0.4	0.4	1			
2053	4.6	6.8	2.9	4.5	3.1	1.4	0.5	0.5				
712	4.74	6.5	2.73	6.5	5	0.3	-	-	1		B4	4

All dimensions in mm. SCALE 1:1-- Unless Specified. Please confirm critical dimensions before ordering.



Eyelet Table.

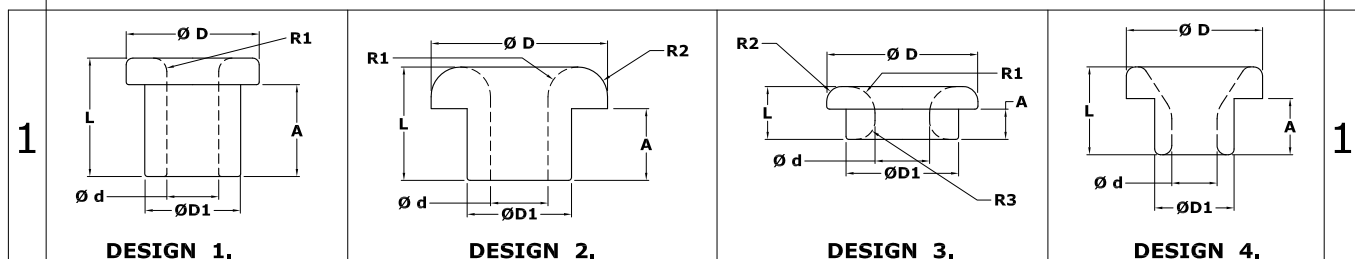


ITEM NO.	ØD1 mm	ØD mm	Ød mm	L mm	A mm	R1 mm	R2 mm	R3 mm	Design No.	Comments	Refer to Drawing on	
	Barrel OD	Collar OD	ID	Total Length	Barrel Length						Page No.	Row.
212	4.78	6.3	3	4.04	3	0.5	-	-	1		B1	1
1339	4.8	9	3.3	9	5	0.3	-	-	1			
1988G	4.8	5.8	3.25	7.4	5.8	0.5	0.5	0.3	2			
464	4.9	6.5	2.8	4.82	3.2	1	-	-	1		B1	2
581	4.9	7.1x8.1	2.9	6	4.3	1.5	-	-	-	Rect. collar	I2	2
834	4.95	6.45	2.5	6.95	4.9	1	-	-	1		B3	1
620	5	6.5	3.4	4.9	3.75	0.5	-	-	1		B1	2
596	5	6.5	3.4	4.9	3.7	0.8	-	-	1		B1	2
729	5	6.9x7.9	3	3.85	1.5	1	-	-	-	Rect. collar	I2	2
872	5	7	3	3.5	2.5	1	-	-	1		B3	1
1100	5	7.9	3.4	5.8	3.8	1	1	-	2	Spl. eye	B4	5
1235	5	6.5	3	10.5	9	1	0.3	0.6	3			
1852	5	6.5	1.5	7	5	1	1	0.5	3			
2091	5.2	7.7	3.3	5	3.4	1.5	0.5	0.5	3			
477	5.25	6.7x7.8	3.3	3.2	1.08	1.25	-	-	-	Rect. collar	I2	2
1450	5.3	7	1.1	5.5	4	1	0.5	1	3			
1815	5.4	6.8	3.3	5.5	4	1	0.3	0.5	3			
77-2	5.5	10	3	9	4.5	0.6	-	-	1		B1	2
551	5.5	8.3	3.5	6.8	4.75	0.5	-	-	1		B1	2
764-Y	5.5	6.8x7.8	3	6	3.65	1.25	-	-	-	Rect. collar	I2	2
728-Y	5.5	6.8x7.7	3.1	3.9	1.5	1.25	-	-	-	Rect. collar	I2	2
767	5.5	6.9x7.8	3.3	4	1.5	1.25	-	-	-	Rect. collar	I2	2
760	5.55	6.9x7.8	3.1	5.9	3.4	1.25	-	-	-	Rect. collar	I2	1
587-3	5.65	6.9x8.1	2.95	5.9	3.5	1.2	-	-	-	Rect. collar	I2	1
1221	5.65	9.75	3.75	9.24	6.89	2	-	-	1			
384	5.66	9.9	3.15	8.77	4.5	1.25	-	-	1		B1	2
214	5.7	7.4	3	7.9	6	0.5	-	-	1		B1	3
1892Zr	5.7	7.5	3	8	6	1.5	0.5	-	1	D214 in Zr		1
753	5.7	6.9x7.9	3.15	6	2	1.25	-	-	-	Rect. collar	I2	2
908	5.7	12	4	12	9	2	-	-	1		B3	1
1877	5.7	12	4	12	9	2	-	-	1			
418	5.75	6.5	2.8	5	3	1	0	-	2		B1	3
587-2	5.75	6.8x8.1	3.1	5.9	3.55	1.25	-	-	-	Rect. collar	I2	1
722	5.8	8	3.4	6.2	4.7	1	1	0.5	2		B3	1
1585	5.8	8	3	6	4	1.5	0.5	0.75	3			
1858	5.8	6.8	4	7	5.05	0.5	0.5	-	2			
1220	5.84	10	4	8	3	-	-	-	4			
162	5.9	9.8	3.25	8.9	5.9	1	-	-	1		B1	3
766	5.9	8.7	3.5	3.75	2.2	0.5	-	-	1		B3	1
1336 T	5.99	10	3	17.2	14	1	0.5	-	2			
61	6	7.8	3.3	2.5	1.5	0.8	0.5	2	3		B1	3
1452	6	7.5	1.4	8	6.5	1	0.5	1	3			
1581	6	8	3	7	5	0.5	0.5	0.5	3			
1551	6	10	3	10	8	1	0.5	0.5	3			
2067	6	8	1	10	8	1	1	0.5	-			

All dimensions in **mm.** **SCALE 1:1--** Unless Specified. Please **confirm critical dimensions** before ordering.



Eyelet Table.

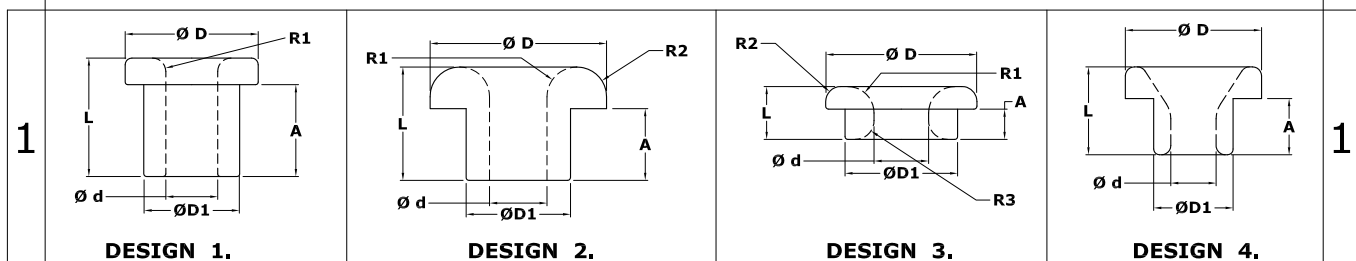


ITEM No.	ØD1 mm	ØD mm	Ød mm	L mm	A mm	R1 mm	R2 mm	R3 mm	Design No.	Comments	Refer to Drawing on	
	Barrel OD	Collar OD	ID	Total Length	Barrel Length						Page No.	Row.
208	6.2	9.5	4.15	8.5	6	0.8	1.80	-	2		B1	3
493(G)	6.2	8.3	3.7	4.2	2.8	1.5	1.5	-	2		B4	7
2012(G)	6.2	7.85	3.5	4.35	3.43	1.25	0.3	0.5	3			
2026	6.2	9.1	3.8	7.2	5.4	1.5	0.5	0.5	3			
6	6.3	7.6	3.2	5.1	3.4	0.5	-	-	1		B1	3
552	6.3	8.05	3.8	7.6	6	1	-	-	1		B1	4
15	6.3	8	3.8	4.6	3.5	1	-	-	1		B1	4
1190	6.3	7.9	3.5	5	4	1			1			
1541	6.3	9.3	2.9	5.6	2.3	0	0	0				
2095	6.3	8	3.9	10	8	1.5	0.5	0.5	3			
493(A)	6.4	8.4	4.1	4.3	2.9	1.5	1.5	-	2		B1	4
78	6.4	7.3	3.6	5	3.4	0.5	-	-	1		B1	4
1280	6.4	9.5	3.2	9.1	5.7	2	0.3	0.8	3			
701	6.45	10	4.4	7	4.8	1.2	1.2	-	2		B1	4
929	6.45	8.35	3.5	4.65	3.65	1	1	-	1		B3	2
1451	6.5	8.5	1.8	8	6.5	1	0.5	1	3			
1843 old 531	6.5	9	3.5	7	5	0.5	-	-	1	old no 531 discontin	B1	4
335	6.5	9.75	4	7.85	5.95	1.5	1.5	-	2		B1	4
823	6.6	15	5	9	6.5	2.25	2.25	-	2		B1	5
1340	6.7	9	5.2	9	5	0.3	-	-				
1667	6.7	9.6	4	7.7	5.7	1.75	0.5	0.75				
632	6.75	12	4	7	5	1.5	2.03	-	2		B3	2
367	6.8	9.2	4.3	8.2	6	2.5	2.5	-	2		B1	5
1950Zr	6.8	9.2	4.3	8.2	6	1.22	1.22	0.5				
368	6.8	10	4.5	7.7	6.4	1.35	1.35	-		Groove eye	BB1	1
559	6.8	12	4.4	5.5	3.2	2	-	-	1		B1	5
1284	6.8	9	3.19	3	1	0	0	0	1			
82	6.87	10	4.25	8	6	1.7	-	-	1		B4	7
811	6.9	11.85	3.8	7.5	4.75	2	2	-	2		B1	5
907	6.9	12	4	7.8	4	-	-	-	4	Taper bore	B3	2
960	6.9	8	4	8	6	1	1	-	2		B3	2
1092	6.9	8.2	4	10	6	0.75	0.75	-	2		B4	5
1690	6.9	10	4.2	8	6	1.75	0.5	0.75	3			
1434	6.9	9.95	3.1	5.8	3.1					Taper bore	BE2	5
1469	6.9	9.3	4.5	7	5	1.2	0.5	1.2	3			
546	7	8 x 8	4.3	6.4	4.2	1	-	-		Rect. collar	I2	2
609	7	11.65	3.8	7.5	4.75	2.75	-	-	1		B1	5
259	7	9.7	4	7.6	5.6	0.5	-	-	1		B1	5
695	7	11	3.75	17	14.5	0.3	-	-	1		B1	5
653	7	12	4	7.5	4.95	-	-	-	4	Taper bore	B1	6
1436	7	8.1	5	5	3.5	0.7	0.7	0.7	2			
1121	7	9.3	4.5	7	5	1.2	1.2	0.5	3			
1308	7	9	4	17	15	1			1			

All dimensions in mm. SCALE 1:1-- Unless Specified. Please confirm critical dimensions before ordering.



Eyelet Table.

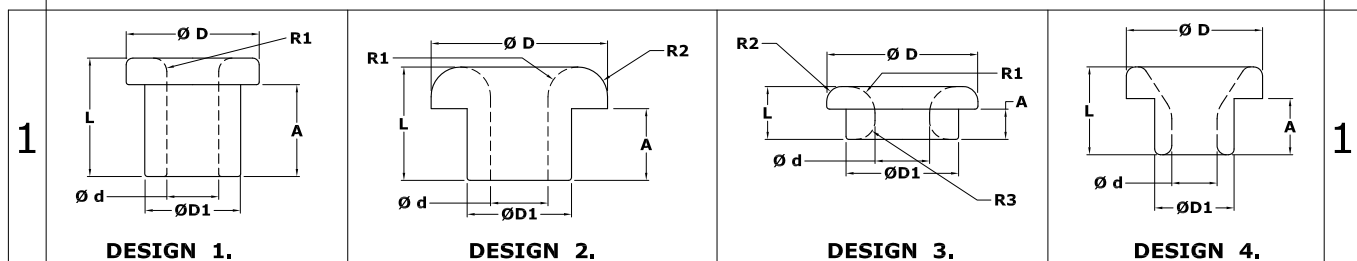


ITEM No.	ØD1 mm	ØD mm	Ød mm	L mm	A mm	R1 mm	R2 mm	R3 mm	Design No.	Comments	Refer to Drawing on	
	Barrel OD	Collar OD	ID	Total Length	Barrel Length						Page No.	Row.
1508	7	10	4	10	8.5	1	1	0.5	2	top ID		
1601	7	10	4.5	8	5	0.5	0.3	0.5	3			
1712	7	8.6	3	12.2	9.2	1	0.5	1	3			
2062 T	7	8.75	4.2	8.25	6.7							
167	7.2	10	4.6	8	5	0.6	-	-	1		B1	6
1393	7.2	10	4.6	10.5	7.5	0.8	-	-	1			
727	7.2	9.8	4.3	7	5.15	2.25	-	1.25	1		B3	2
8	7.2	9.7	4	6.75	4.46	1.5	1.5	-	2		B1	6
1022	7.2	12.14	2.8	5.3	2.6	2	-	-	1		B3	3
1444	7.2	10	5	3	1.5	1	1	0.5	3			
1634	7.2	9	4.2	7.7	5.5	1.25	0.5	0.75	3	Groove eye		
1407	7.2	9.5	5	5.5	3					Taper Bore		
65	7.3	10	4.5	8	4.9	0.5	-	-	1		B1	6
414	7.3	9.3	4.5	7.2	5.5	1.3	1.3	-	2	Groove Eye	BB1	1
772	7.3	8	4	8	6	1	1	1	2		B3	2
863	7.3	8	4	10	6	1	1	-	2		B3	3
1924	7.34	8.9	3.5	8.16	6.32	1	0.4	1	3			
1175 (T)	7.4	11.6	4.2	7.5	4.5	2.5	1		2			
1526	7.4	9.6	5.4	9	7	1	-	0.5	1			
1956	7.4	10	4	8	6	1	1.5	0.5	3			
1841	7.5	9	4.7	5.4	4.2	1.25	0.5	0.5	3			
172	7.45	10	3.6	3.5	2	1.75	-	-	1		B1	7
206	7.5	9.06	4.32	6.1	4.1	0.5	-	-	1		B1	7
635-2	7.5	12	4	7	5	2	1.6		2		B1	7
635-1	7.5	10	4	7	5	2	1.6		2		B1	7
73	7.5	12	5	13.25	9.25	1.2	-	-	1		B1	7
996	7.5	12	5.2	7	5	1.8	1.6	-	2		B3	3
1218	7.5	10.6	4.78	8.75	7	1.36	1.5		2			
64	7.55	12	5	10	6	1.5	-	-	1		B1	7
1849	7.6	9.75	4.3	7.85	5.95	1.5	1	0.75	3	Groove eye		
608	7.65	9.9	4.65	4.6	2	1	1.5	0.2	3		B1	7
888 (T)	7.7	9.12	3.9	8.2	6.4	1.25	0.75	-	2	Groove eye	B3 / BB1	4 / 2
841	7.75	9.7	3.5	8.17	6.77	1.75	-	-	1		B3	3
1295	7.75	12	5	9.7	5.7	1.75	0.3	0.75	3			
1392	7.75	12	5	10.5	7.5	1.75	0.3	0.75	3			
192	7.8	9.8	4	7.8	6.2	-	-	-	1	Groove eye	BB1	1
563	7.8	9.7	4	7.1	4.8	1.5	0.5	2	3		B2	1
874	7.8	9.7	4.5	7.2	5.2	1.3	1.3	-	2		B3	3
925	7.8	11.9	3	10	5	-	-	-	4	Taper bore	B3	3
424	7.85	15	4	12	8	-	-	-	4	Taper bore	B2	1
1729T	7.85	9.6	3.7	8.5	6.75	1.5	1	1	3	Groove eye		
63	7.9	9.5	3.75	7.8	5.6	2.75	-	-	1	Groove	BB1	1
1868	7.9	10	4.7	7.4	5.4	2	0.5	1	3			
1872	7.9	9.5	4	8	6.5	2.5	0.5	2.5	3	Groove eye		
1809	7.8	9.5	4	8	2	1.5	0.5	0.5	3			

All dimensions in mm. SCALE 1:1-- Unless Specified. Please confirm critical dimensions before ordering.



Eyelet Table.



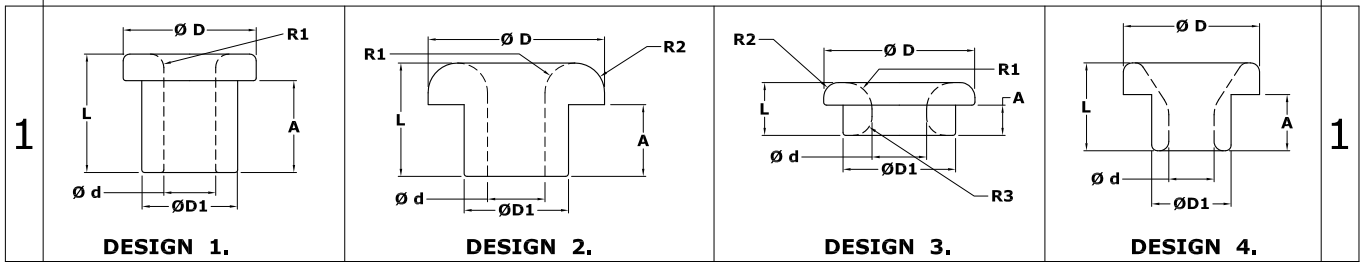
DESIGN 1. **DESIGN 2.** **DESIGN 3.** **DESIGN 4.**

ITEM NO.	ØD1 mm	ØD mm	Ød mm	L mm	A mm	R1 mm	R2 mm	R3 mm	Design No.	Comments	Refer to Drawing on	
	Barrel OD	Collar OD	ID	Total Length	Barrel Length						Page No.	Row.
1885	7.9	10.8	6.1	5	3	1	-	-	1			
252	8	12	5.2	10.1	6.5	1	0.5	0.5	3			
1820	8	10.4	4.3	13.5	11.4	2	0.5	1	3			
1807	8	10	5	5.5	1.5	1	0.5	0.75		Groove eye		
274	8	9.5	4	8.7	7.1	0.5	-	-	1	Groove eye	BB1	1
274-1	8	11.8	4	8.7	7.1	0.5	-	-	1	Groove eye		
593	8	10	3.9	7	5	5	-	5	3		B2	1
683	8	12	5	7	5	2.75	-	1.25	3		B2	1
738	8	12	5	7	5	1.75	-	1.25	1		B4	2
853 (T)	8	11.65	5-5.5	5	3	0.5	0.5	-	4	Odd bore	B3 / BE2	4 / 1
963 (T)	8	11.8	5.85	5.1	3	1	0.75	-	2		B3	4
952(T)	8	9.5	3.2	8.6	7	2.3	0.3	1.9	3	Groove eye	B4 / BB1	5 / 2
1059T	8	9.5	1.6	8.8	7.3	3.1	0.3	2.7	3	Groove eye	B4 / BB1	5 / 3
527-T	8	9.5	1.8	8.6	6.6	0.8	0.8	-	1	Groove	BB1	2
1174	8	10.4	4.3	13.5	11.4	2			1			
1215	8	12	5	10	6	2			1			
1622	8	12	3.5	10	6	3.5	0.3	1	3			
1834	8	12	4.5	7.25	5	1.5	0.3	0.3		Taper bore	BE2	6
1835(T)	8	12	4.5	7.25	5	1.5	0.3	0.3		Taper bore	BE2	7
1863	8	10	6	4.5	3	2	0.3	2				
1908	8	12	4.5	6.75	4.5	1.5	0.3	0.3		Taper bore	BE2	7
1908(T)	8	12	4.5	6.75	4.5	1.5	0.3	0.3		Taper bore	BE2	7
1912TC	8	12	4	15	12	2	2	1				3
592	8.15	10.2	5.2	7.2	5	2	-	-	1		B2	1
963 (A)	8.2	12.3	6.15	5.26	3.07	1	0.75	-	2		B3	4
342	8.4	13.94	1.9-2.8	5.9	3.56	-	-	-		Groove+ Taper bore	BB1	1
1832	8.4	12	5	8.7	6.2	1.5	0.5	1	3			
1890	8.4	10.4	2.4	15	10	1	0.5	-	1			
66	8.5	11	3	9.7	7.7	0.5	-	-	1		B2	1
1271	8.5	10.6	4.8	9.9	7.9	1		0.93	2			
76	8.7	12	3.9	10.8	4.8	2	2	-	2		B2	2
529	8.75	15	5.8	8	6	5.5	0.6	9	3		B2	2
1150	8.8	9.9	6	16	10	0.5	0.5		2			
1750	8.8	10	4.8	20	17	2	0.3	1	3			
1949	8.8	11.4	5	12.66	10.5	2	0.5					
1468	8.85	10.85	4.5	4.5	1.5	2.1	2.1	0.5				3
428	8.9	10.6	6.1	5.7	3	0.5	-	-	1		B2	2
438	9	11	6	6	3.5	1	-	-	1		B2	2
821	9	10.85	5.8	7.3	5.2	1.28	1.28	-	2		B2	2
858	9	10.75	2.75	7	4.3	2.5	1	1.5	3	Groove eye	B3 / BB1	4 / 3
861	9	11.5x10.5	5	6.7	4.5	1.75	-	-		Rect. collar	I2	3
1216	9	10.5	4.5	10	9	1			1			
1343	9	11	7	9.5	6.3	1.25	-	-	1			
1307	9	12.2	7.19	20.17	18.02	2.75			1	Groove eye	BB1	4
1400TC	9	11	5	7	5	1.5	1.5	0.5	3			

All dimensions in **mm.** **SCALE 1:1--** Unless Specified. Please **confirm critical dimensions** before ordering.



Eyelet Table.

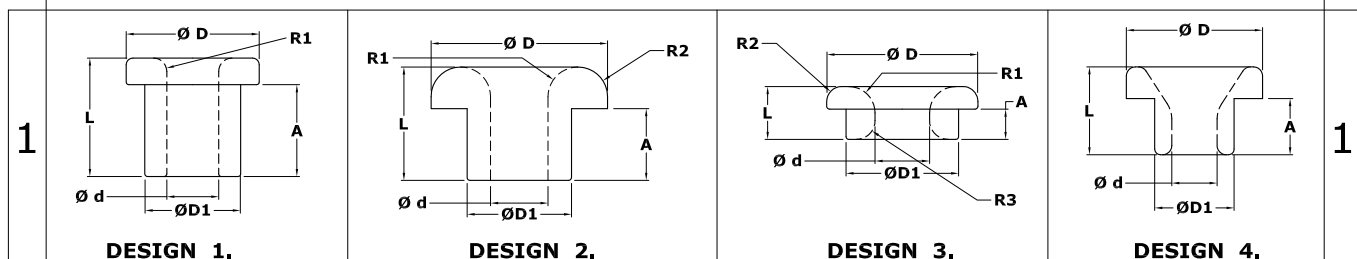


ITEM NO.	ØD1 mm	ØD mm	Ød mm	L mm	A mm	R1 mm	R2 mm	R3 mm	Design No.	Comments	Refer to Drawing on	
	Barrel OD	Collar OD	ID	Total Length	Barrel Length						Page No.	Row.
1501	9	11	5	15.2	10.7	1.5	0.5	1	3			
1846	9	16	5	6	1	0.3	-	-	1			
1891	9	11	3	15	10	1	0.5	-	1			
1903	9	13	5.1	9.6	6.6	3.5	0.3	1.5	3			
1935	9	13	4	7	5	1	0.5	1	3			
550	9.05	13.2	4.75	7	4.5	4	-	1.5	3		B2	2
615	9.1	12.1	3.6	11	4.36				3	Groove eye	BB1	2
27	9.2	13	4.3	6.7	5	4	-	4	3		B2	2
436	9.2	12.3	3.4	11.3	4.5	1	3	-	2		B2	3
1454	9.2	15.5	3	20	16	1.5	0.5	1	3			
1194	9.35	12.5	7	4.8	3.55				4			
1633T	9.35	11.7	6	10.6	8.3	1.25	1	0.5		Groove eye	BB!	5
1198	9.4	13	4.6	12.7	7.6	1			1			
1883	9.44	11.95	6.4	8	5.36	1	0.5	-	2			
511	9.5	12.5	5.9	8.2	6.5	-	-	-	4	Taper bore	B2	3
363	9.5	11.9	5.5	8.1	5.8	1.5	1.5	-	2		B2	3
685	9.5	13	6.7	8	1.8	0.5	1		2		BE1	5
133	9.5	16.5	4	11.8	5	-	-	-	4	Taper bore	B2	3
813	9.5	11.8	7.5	16.3	13.8	1.25	0.5	-	2		B2	3
714	9.5	12.5	5	7	5	2	1	1.5	2		B3	4
848	9.5	12	5.3	6.75	4.75	2.25	0.5	2.75	3		B3	4
906	9.5	17	4.5	14.5	8.5	-	-	-	4	Taper Bore	B3	5
1700	9.5	12.1	6.2	10.35	8.35	1.5	0.5	0.75	3			
1848	9.5	13	5.1	10.2	7.65	2.5	0.5	1	3	Groove eye	BB1	6
158	9.52	13.8	6.2	18	14.4	0.5	-	-	1		B2	3
1318	9.53	11.13	6.35	9.53	6.35	1			1			
1756	9.5	12.8	6.2	10	7	2.5	0.3	1	3			
652	9.6	13.75	3.4	9.9	6.7	3.3	1		2		B2	4
1922	9.6	12	6.5	10.5	8.6	1.25	0.4	0.75	3			
2000	9.6	13.4	5.75	9.75	6.85	1.75	1.75	1.25				
1923	9.4	12	5.5	8	5.8	1.5	0.4	0.75	3			
1116G	9.6	13.15	4.94	6.64	3.64	2.15	2.15	1.4	3			
1231	9.65	14.11	5	9.03	6.79	0	8.92		3	Groove eye	BB1	4
421	9.7	13.42	5	10.13	7.33	1	1	-	2		B2	4
990	9.7	14	5	6.5	4.5	2.5	1	1.75	3		B3	5
673 (T)	9.75	14.5	5	5.6	2.9					Titan	B3	5
1138	9.76	10.9	6.6	6	5	1	19.2	2	3			
1192	9.8	12	6.5	6	5	1.5	0.3	0.75	3			
1219	9.8	13.7	4.38	11	5				4			
279	9.9	13.9	4.1	6.4	2.3	-	-	-	4	Taper bore	B2	4
543T	9.9	14	5.25	7.5	5.5				4			
1113	9.9	14	5.5	5.7	3.1				4	Sp. Eyelet	BE2	5
524	9.95	11.9	7.85	5	2	0.5	-	-	1		B2	4
1447	9.8	13.1	6.75	8.5	6.16	1.5	1	0.5		Groove eye	BB1	5
1258	9.8	14.2	5.2	20	16	2.5	0.5	0.8	3			

All dimensions in mm. SCALE 1:1-- Unless Specified. Please confirm critical dimensions before ordering.



Eyelet Table.

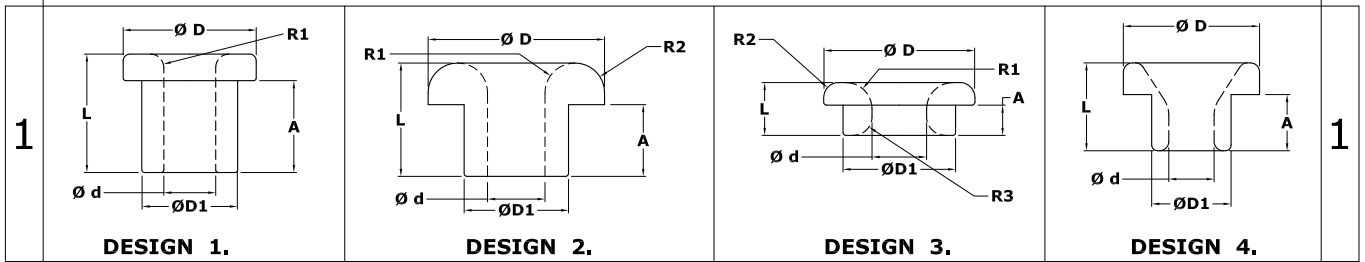


ITEM NO.	ØD1 mm	ØD mm	Ød mm	L mm	A mm	R1 mm	R2 mm	R3 mm	Design No.	Comments	Refer to Drawing on	
	Barrel OD	Collar OD	ID	Total Length	Barrel Length						Page No.	Row.
1719Zr	9.8	14.2	5.2	20	16	2.5	0.5	0.8	3			
1882	9.8	12	7.25	6	4	1	-	-				
1631G	9.85	12	4.9	8.5	6.4	1.98	1.98	1	3			
1720G	9.8	11.6	5	8	6	6.4	1.25	0.5	3			
1708T	9.9	14.8	5.5	7	5	6	0.5	5.52	3			
1874	9.9	12	6	8.6	6.1	1.5	0.5	1	3	Sp. Eyelet	BE2	5
1674	9.93	12	4.04	15	11	1.75	1	0.5	3			
1830	9.95	13.75	7	5	3	2.23	1	0.75				
223	9.95	19.85	6.1	4.66	2.35	-	-	-		Sp. Eyelet	BE3	1
673 (A)	10	15	5.3	5.8	3					Alum	B2 / P1	5/5
639	10	14	5	6.5	5	3.2	1.3		2		B2	5
642	10	14	5.35	7.5	5	3.2	1.3		2		B2	5
618	10	14	5.5	15	5	1	2.6		2		B2	5
720	10	15.4	6.2	6	3	-	-	-		Special	BE1	5
869	10	14	5.2	10.2	7.7	2.5	-	-	1		B3	6
1409	10	14	5	9	6	2.5	0.5	1	3			
911	10	13	4.1	9	6	-	-	-	4	Taper bore	B3	6
916	10	16	4	11	8	1.75	-	-	1		B3	6
917	10	16	4.3	11	10	1.75	-	-	1		B3	6
1038	10	16.5	3.5	20	15	5	-	-	1		B3	6
1116	10	14	5	7	4	2.25	2.25	1.5	3			
540	10	11	5	13	10.42	1	-	-	1		B2	4
1143	10	12	4	15	11	2.5	2	0.5	3			
1241	10	12	1.59	33	29	2.02			1			
1242	10	12	1.77	33	29	1.98			1			
1243	10	12	2.02	33	29	1.8			1			
1244	10	12	2.2	33	29	1.71			1			
1245	10	12	2.36	33	29	1.63			1			
1246	10	12	2.48	33	29	1.57			1			
1247	10	12	2.63	33	29	1.5			1			
1248	10	12	2.76	33	29	1.98			1			
1249	10	12	2.82	33	29	1.95			1			
1250	10	12	2.91	33	29	1.91			1			
1251	10	12	3.04	33	29	1.845			1			
1252	10	12	3.19	33	29	1.77			1			
1253	10	12	3.52	33	29	1.605			1			
1254	10	12	3.73	33	29	1.5			1			
1255	10	12	4.03	33	29	2.09			1			
1256	10	12	4.18	33	29	2.02			1			
1257	10	12	5.22	33	29	1.5			1			
1319	10	12	7.5	33	29				1			
1437	10	12	5	8.5	6.5	1.5	1.5	1.5	2			
1461	10	13.5	6.5	10	7.1	2	1	0.5	3			
1489	10	13.5	6	15	11	2	0.5	0.75	3			
1579	10	15	5	15	13.5	2	0.5	1	3			

All dimensions in mm. SCALE 1:1-- Unless Specified. Please confirm critical dimensions before ordering.



Eyelet Table.

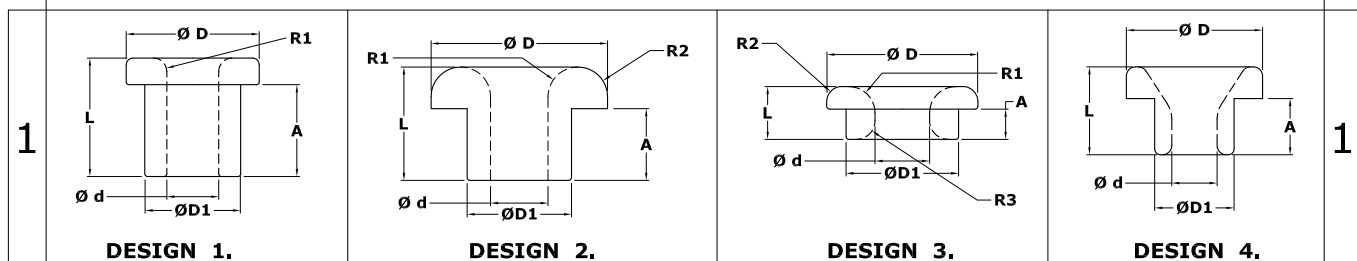


ITEM No.	ØD1 mm	ØD mm	Ød mm	L mm	A mm	R1 mm	R2 mm	R3 mm	Design No.	Comments	Refer to Drawing on	
	Barrel OD	Collar OD	ID	Total Length	Barrel Length						Page No.	Row.
1561	10	15	7	10.2	7.3	2.5	0.8	0.3	3			
1592	10	14	6	10.2	5	3	-	-	1			
1724	10	13.2	6.3	10.4	8.15	1.5	1	1	3			
1734	10	14	6	10.2	5.2	3	-	-	1			
1936	10	12	4	18	15.5	2	0.5	1	3			
2079	10	14	7	14	11	2	1	0.5	3			
1135	10.16	14.6	6.35	11.8	7.75	2			2	Groove Eye	BB1	4
1086	10.2	12.2	8	8	6	1	-	-	1		B4	4
647	10.25	15.4	5.4	6.9	4.9				4	Taper bore	B2	6
1367(T)	10.5	14	7.5	5.5	3.5	2	0.75	-	2			
1370(T)	10.5	14	7.2 - 8	5.5	3.5	1	0.4	0.75		Taper bore		
1570	10.5	12.5	6.1	8.3	5	2	0.5	1.25	3			
1587	10.5	15.5	6	5.5	2.5	3	0.5	1	3			
1657	10.5	13.8	6.5	7.6	5					Taper bore		
2090	10.5	12.5	6	8	5	1	0.5	1	3			
514	10.7	13.1	8.6	8	4	1	-	-	1		B2	6
1305(T)	10.7	13.03	5.85	8.2	6.2	4.19	3		3			
1781Zr	10.8	16.6	8	16	12.7	2	0.5	0.5	3			
1140	10.9	16.6	8	16	12.9	2	0.5	0.5	1			
1292	10.9	14	6.6	12.7	10.2	1.5	1.5	1	2			
375	11	13.9	6.45	4.9	3.14	1	-	"	1	Groove eye	BB1	2
870-1	11	14	7	10.2	7.7	2.5	-	-	1		B3	7
870-2	11	14	6.45	10	7.5	2.5	-	-	1		B3	7
1259	11	14.75	7	8	5.8	2.75	1	0.8	3			
1363	11	15	7.5	21	18	2	1	-	3			
1408	11	15	8	13	10	2	0.3	0.75	3			
1496	11	15	8.2	24	20	1	1	0.5				
1718	11	13	7	6	4.5	1.5	1	0.5	3			
1864T	11	13	8	8	6	2	0.5	1	3			
682-2	11.1	16.4	8.4	6.75	5	2			1			
682	11.35	16.4	8.4	6.75	5	2			1		B2	6
1507	11.2	15.75	7	8.1	5	2.19	2.19	0.75	3			
1423	12.3	13.5	6.5	6.6	5					ID taper at		
1773	11.5	15	2.5	15	12					ID taper top		
981	11.75	14	8.4	9.25	7.25	2	-	-	1		B3	7
475	11.4	13.9	7.2	8.9	7	1.5	1.5	-	2		B2	6
959	11.45	15.9	6.35	14	10.9	1.27	2.4	2.4	3	Groove eye	B3 / BB1	7 / 3
535	11.5	15.3	6.5	10.5	7.5	2.5	2.5	-	2	Groove eye	B2 / BB1	6 / 2
1087	11.5	17.5	4.7	15	10	-	-	-	4	Taper bore	B4	4
1429	11.5	15	5	9	5	3	3	1	1			
1602	11.5	15	3	15	12.5	3	0.5	3	3			
1687 TC	11.7	14	8	19	16	3.5	-	-	1			
2068	11.7	18	8	12	8					ID curved		
1516	11.75	15	5.25	13.65	10.65	-	-	-1		Groove eye	BB1	6
1193	11.8	14	7.5	6	3	2.75	1	0.5	3			

All dimensions in **mm.** **SCALE 1:1--** Unless Specified. Please **confirm critical dimensions** before ordering.



Eyelet Table.

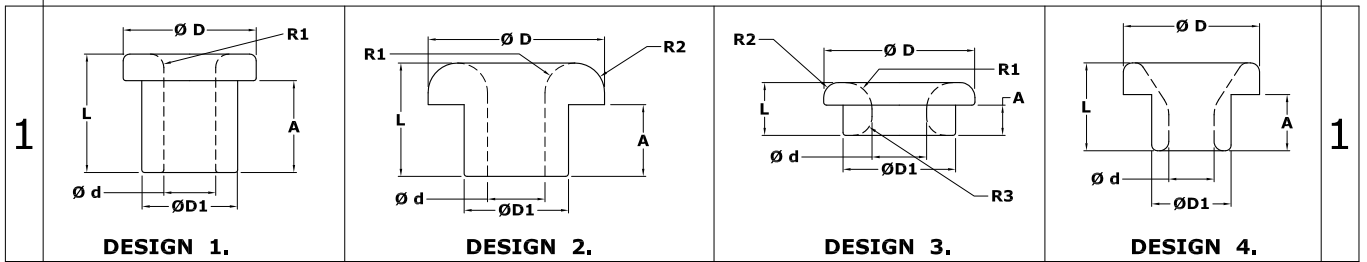


ITEM NO.	ØD1 mm	ØD mm	Ød mm	L mm	A mm	R1 mm	R2 mm	R3 mm	Design No.	Comments	Refer to Drawing on	
	Barrel OD	Collar OD	ID	Total	Barrel						Page No.	Row.
				Length	Length							
1799	11.8	14.9	8	12.4	9.5	1.5	0.5	1	3			
1537	11.9	16	7	14.95	12.95	1.5	0	1.5	3			
1715T	11.9	15.5	7	4.56	2.6				4	Taper ID on	BE2	5
1873	12	15.9	6	5	3					Taper ID on	BE2	7
1401	12	15.4	7.7	10.3	7.3	1	1	-		Groove eye	BB!	5
892-T	12	15.1	8	6.25	4.25	1.5	-	-	1	Titania	B3	7
948-1	12	16.24	9	12.8	10	2	-	-	1		B3	7
948-2	12	16.24	8.5	23.8	21	2	-	-	1		B4	2
1090	12	18	6	19	15	8	0.5	4	3	Sp., Tap D1	B4 / BE2	6 / 3
215	12	13.7	9.5	4.5	2.9	0.5	-	-	1		B2	7
1164(T)	12	15.2	6.5	8.86	6.3	2.43	2.43	1.5	3			
1164-A	12	15.2	6.5	8.86	6.3	2.43	2.43	1.5	3			
1347	12	18	8	55	51	1	-	-				
1382TC	12	14	8	19	16	3	5	0.5				
1438	12	16	8.7	10.3	7	1.6	1.6	0.7	2			
1455	12	15	6	15	8	3	0.75	0.3	1			
1479	12	14.6	6	13	5	1.5	1.5	0.5	1			
1591	12	15	8	12	9	2	0.3	1	3			
1630	12	15.84	8.75	10.3	7.2	1.75	1	0.3	3			
1842	12	15	7.5	10	7.5	2	1	1.25	3			
1986	12	16	7	6	4				4	Taper ID	BD1	5
309	12.1	13.9	9.65	3.8	2.9	0.5	-	-	1		B2	7
512	12.1	14	9	6.3	4.1	3	3	3	2		B2	7
1531	12.1	17.2	7	20.2	16.2	3.5	1.5	0.5				
1742	12.1	16	6	8	5.4	1.5	0.3	1	3			
241-3	12.2	16.5	6.8	9.1	6.4	2.5	1.5	-	1		B2	7
241-2 (T)	12.2	15.7	7.4	9	6	0.5	-	-	1		B4	5
1681	12.2	16.4	5.1	17.4	13.8	3	0.5	2				
241-4	12.3	15.8	7.1	8.8	6.2	2.5	1.5				B4	7
708	12.3	13.8	7.3	7.1	5.1	2.8	0.5	2	3		B4	3
951	12.3	15	7.7	5.9	4	2.23	5.5	0.5	3		B4	2
241-2(A)	12.4	16	7.7	9.2	6.3	0.5	-	-	1		B2	7
216	12.4	16	8.6	25	12.8	1	-	-	1		B4	1
1994	12.45	16.7	8.32	8.95	6.4	2.5	0.5	1.25	3			
1580	12.5	18	9	11	8.5	1	0.5	1	3			
1682	12.5	16	6.1	18.7	15.2	3	0.5	2	3			
1042T	12.55	17.7	8.38	6	4	-	-	-	4	Taper bore	B4	4
241-5	12.6	16.4	7.4	8.9	6.6	2.5	1.5	-	1		B4	7
1915	12.6	17	2.5	20	15.1	11	0.3	5.17	3			
1916	12.6	17	3	20	15.1	11.2	0.3	5.26	3			
844	12.7	14.75	8.9	14.7	12.35	1	1	-	2		B4	3
1497	12.7	15.6	7.5	12.5	11							
1629	12.7	18	7	10.85	7.7	1.75	0.5	1.5	3			
1632	12.7	15.7	8.1	9.8	7.75	2	0.5	1.5	3			
1635	12.7	25.5	4	32.5	25.3	7	1	0.3	3			

All dimensions in **mm**. **SCALE 1:1**-- Unless Specified. Please **confirm critical dimensions** before ordering.



Eyelet Table.



ITEM NO.	ØD1 mm	ØD mm	Ød mm	L mm	A mm	R1 mm	R2 mm	R3 mm	Design No.	Comments	Refer to Drawing on	
	Barrel OD	Collar OD	ID	Total Length	Barrel Length						Page No.	Row.
946	12.75	18	8.3-10.3	6	4	-	-	-	4	Taper bore	B4 / BE2	5 / 1
1184	12.75	19.5	8	16.42	11.3	3.98	1.5	2.5	3			
1184Zr	12.75	19.5	8	16.42	11.3	3.98	1.5	2.5	3			
296	12.8	19.9	8.5	8.32	5	0.5	-	-	1		B4	1
1368	12.8	19.6	9.8	17	14	2	2	0.75				
1795	12.8	16.2	8.6	13.8	10.7	2	0.5	1				
1855	12.85	16.9	1.6	20	15	8.66	2	0.5	3			
2040	12.9	17.5	4.6	20	15	10.8	-	-	1			
504	13	16.6	9.1	10.5	7.34	1	1.25	-	2		B4	1
851	13	15	9	6	4	1.5	1	-	2	Groove eye	B4 / BB1	3 / 3
1330	13	18.2	6	20	15	3.5	0.3	1.5	3			
1410	13	19	10	16	13	2.5	0.5	0.75	3			
1494	13	17	8	20	15	1	0.3	0.5		Taper ID		
1683	13	20	8.5	9	6	2.3	1.5	1.3	3			
1919	13	15	9	10.15	8.65	1	0.5	0.75	3	Groove eye		
1933	13	15	9	10	8.5	2	0.3	1.5				
2063	13	17		20	5	8.54	0.5	0.5		I D radius		
1957	13	17	2	20	15	15.84	-	-	1			
1711	13.2	18.2	4.5	16	13	5	0.5	3				
1664	13.9	15.9	9.9	10	6	1	1	1	3			
243	14	16	10	10	8	5	-	-	1		B4	7
243Zr	14	16	10	10	8	5	-	-	1		B4	7
1325	14	19.1	8.9	9.9	6.4	3.5		0.3	3			
1623	14	20	4	40	36	2	0.3	1.5				
1506	14 to 11.5	18	8	16.2	13.2	-	-	-		Taper Bore		
251	14.1	16.4	10/10.8	19.8	17.9	0.5	-	-	1		B4	1
1212	14.25	19.6	9.76	17.04	14.2	3	1	1	3			
525	15	19.5	10.4	8.1	6	3.18	-	-	1		B4	1
1453	15	19.5	3	20	16	1.5	1	1.5	3			
1224	15	20	8	20	16	4			1			
1411	15	21	5.3 to 12	20	15	2	0.5	0.75		Taper bore		
1658	15	20	10	14	10	1.5	1.5	1	3			
1499	15	19	8	22	20	2	1	0.5	3			
1748	15.4	17.8	10	10	5	1.5	1	1.5	3	groove eye	BB1	7
1465	15.5	19.65	9.8	11.5	8.9	1.5	-	-	1			
1550	15.7	18	10	17	5					at top and		
1889	15.88	20	11.88	20.88	18.88	1	0.35	-	1			
1283	15.9	20.1	9.1	13.1	10.2	4	0.5	2	3			
1716zr	15.9	20.1	9.1	13.1	10.2	4	0.5	2	3			
1296	15.9	18	10	15	12	3	3	2	3			
1074	16	18	12	12.8	10.7	2	-	-	1		B4	3
1439	16	21.5	11.7	11	7	3.5	1	0.9	2			
1097	16.5	22.5	6	24	20	7	0.5	4.25	3	Sp., Tap D1	B4 / BE2	6 / 3
568	16.8	20	9.5	23	20	4.5	-	-	1		B4	2
1226-1	17.2	22.2	12.17	14	10	1.5	3		2			

All dimensions in mm. SCALE 1:1-- Unless Specified. Please confirm critical dimensions before ordering.



